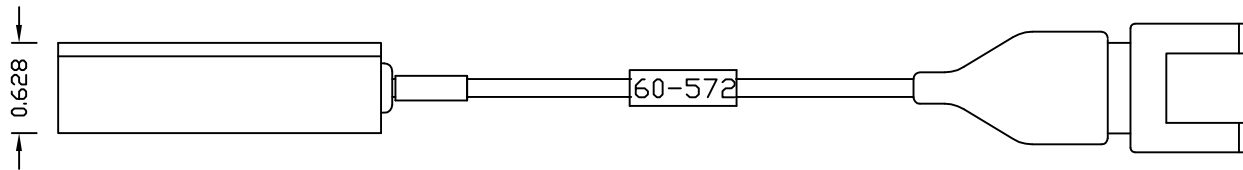
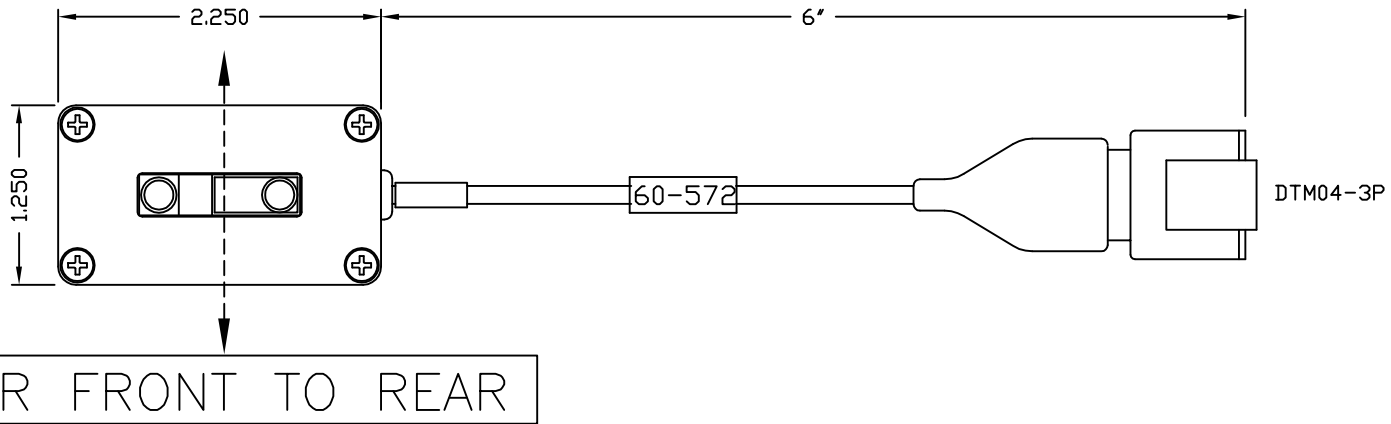


**NOTICE**

THIS DRAWING IS CONFIDENTIAL AND IS SUPPLIED ON THE EXPRESS CONDITION THAT IT SHALL NOT BE LENT, COPIED OR DISCLOSED TO ANY OTHER PERSON OR USED FOR ANY PURPOSE WITHOUT THE PRIOR WRITTEN CONSENT OF EFI TECHNOLOGY, INC. CA

**REVISIONS**

LTR	DESCRIPTION	DATE	APPROVED
	INITIAL RELEASE	05/14/19	

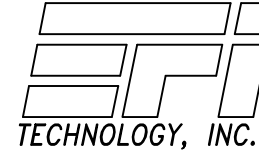


**SPECIFICATIONS:**

HOUSING MATERIAL: ANODIZED ALUMINUM  
 MEASUREMENT RANGE: 2" - 31.5"  
 OPERATING TEMPERATURE: -10°C TO + 60°C  
 V INPUT RANGE: 7.00v - 18.00v  
 CALIBRATION: 2" = 3.1v    31.5" = 0.4v  
 MATING CONNECTOR: DTM06-3S

**PINOUT INFORMATION  
DTM04-3P**

PIN	FUNCTION
1	12v INPUT
2	SIG OUT
3	GND



**RIDE HEIGHT SENSOR  
30" DTM CONNECTOR**

DRAWN BY : M.N.    DATE : 05/14/19

SCALE :    MAT'L :    DRAWING NO : 60-572

DO NOT SCALE DRAWING

SHEET NO : 1 OF 1